

Cyber-wellness

Security & Safety in the Virtual World!

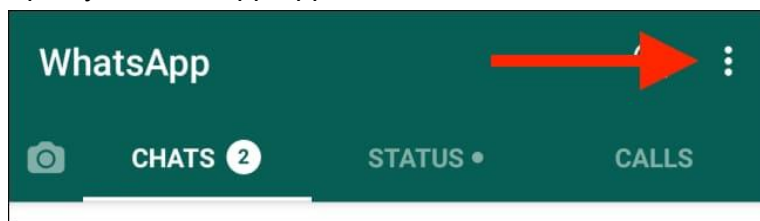
WhatsApp groups are great for staying in touch with friends and family, but they can also be a source of spam. You can now prevent people from adding you to WhatsApp groups without your consent on iPhone and Android.

How to Stop People From Adding You to WhatsApp Groups on iPhone and Android

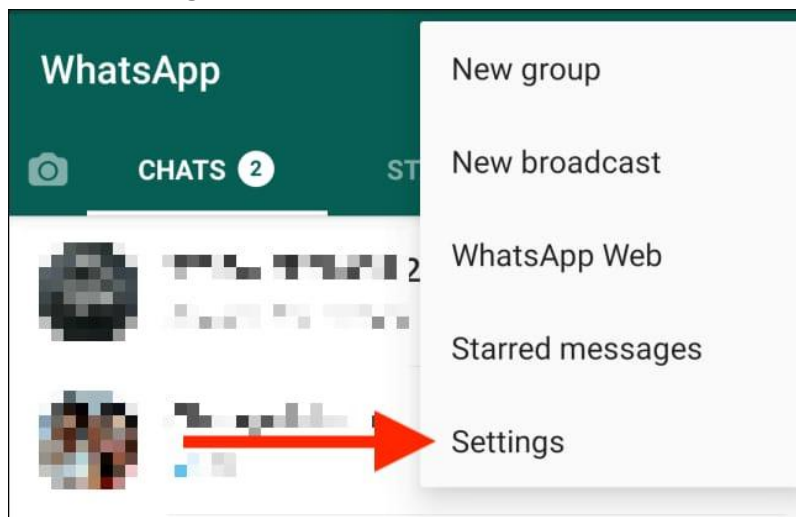
Control WhatsApp Group Invites on Android:

Using privacy settings on Android, you can now stop everyone, or just people not in your contact book, from adding you to WhatsApp groups. A special option in Android enables you to add exceptions to this block list.

Open your WhatsApp Application and click on the **3 dots**.



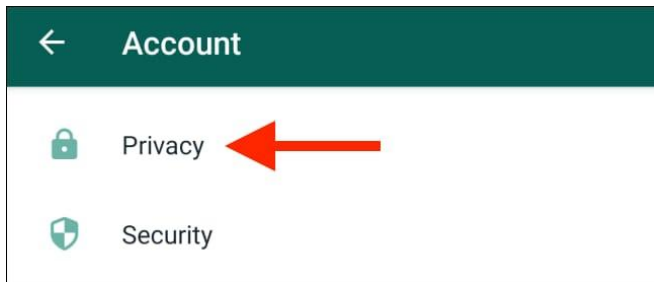
Select '**Settings**'



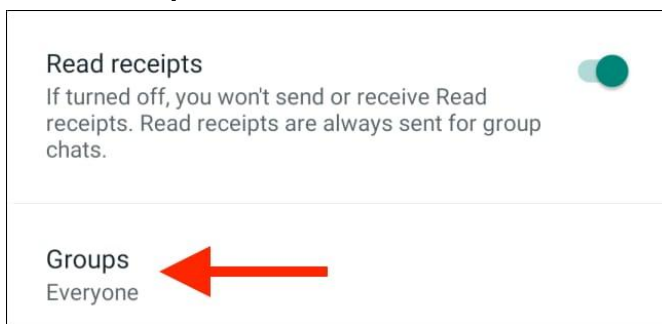
Click on '**Account**'



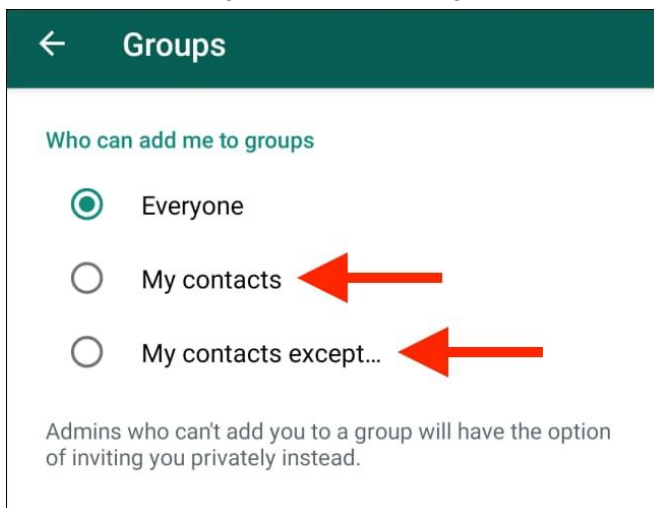
Click on **'Privacy'**



Select **'Groups'**



Choose either **'My contacts'** or **'My contacts except...'**



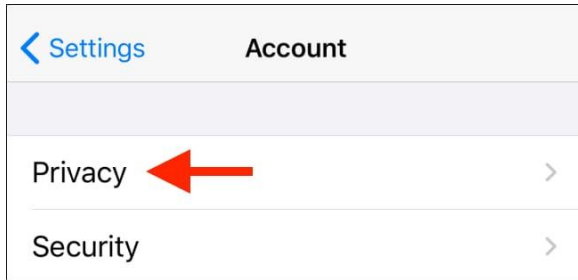
Control WhatsApp Group Invites on iPhone:

For iPhone, go to the 'Settings' option on your phone. You will need to set the 'Who can add me to Groups' option to "Nobody" from the Accounts option. This is a blanket ban that stops anyone and everyone from adding you to a group directly.

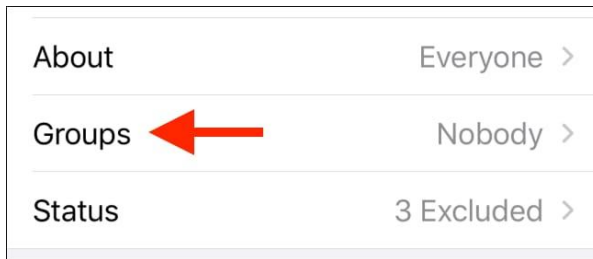
Open your Settings and select **'Account'**



Click on **'Privacy'**



Click on **'Groups'**



Select the option **'Nobody'**

