



Primary 5 3-Day Outdoor Residential Camp 2026

Parents' Briefing
(5G, 5H, 5I, 5J, 5K, 5L)

29 January 2026

Agenda

1. Camp Objectives
2. Date & Venue
3. Camp Programme and Activities
4. Meals
5. Transport Arrangements
6. Hygiene Best Practices
7. Reporting for Day Camp
8. Dismissal Arrangements
9. Packing List
10. Contacting Students for Emergencies



Camp Objectives

TAO NAN SCHOOL
Established in 1903

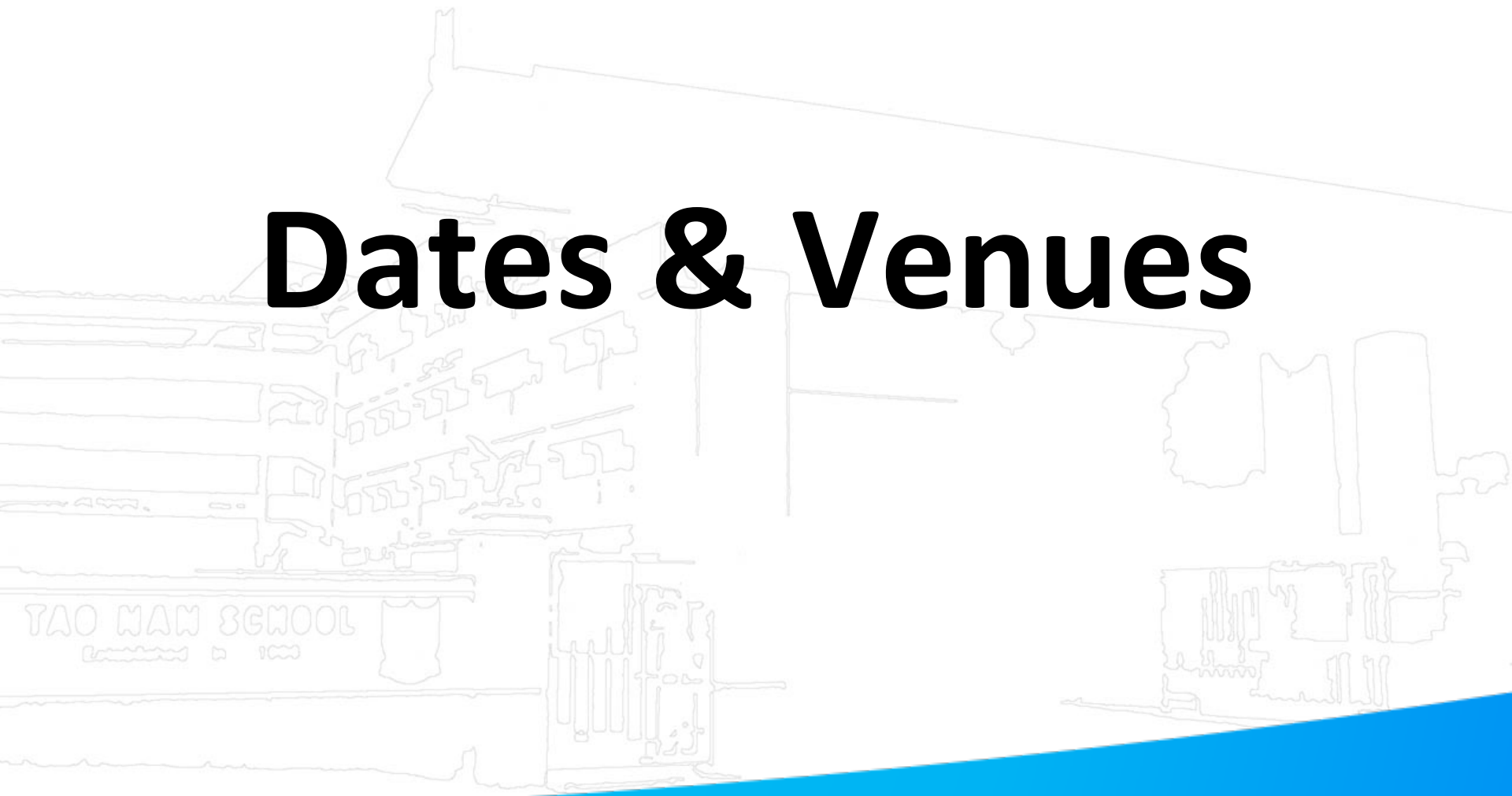
CAMP OBJECTIVES:

1. To help students understand and **develop independence and inter-dependence**.
2. To enable them to develop **resilience and ruggedness**.
3. To reinforce their understanding of the Five Practices of Exemplary **Leadership*** through practice in authentic settings.
4. To provide students opportunities to **relate science concepts** learnt in school to real life examples in the natural world and **invoke their curiosity** and appreciation.
5. To **foster bonding and camaraderie** amongst students as a class.





Dates & Venues



Group 2: 5G, 5H, 5I, 5J, 5K, 5L

Date	Time	Activities	Venue
4 Mar 2026 (Wed) [T1W9]	0715 – 2200	<ul style="list-style-type: none">▪ Team Bonding Games▪ Low Element	<ul style="list-style-type: none">▪ Civil Service Club @ Loyang (CSC)
5 Mar 2026 (Thu)	0715 – 2200	<ul style="list-style-type: none">▪ High Challenge Course▪ Tent Pitching▪ Outdoor Cooking	<ul style="list-style-type: none">▪ Forest Adventure @ Bedok Reservoir
6 Mar 2026 (Fri)	0715 – 1230	<ul style="list-style-type: none">▪ Reflections▪ Camp Fire▪ Nature Walk	<ul style="list-style-type: none">▪ Pasir Ris Mangroves

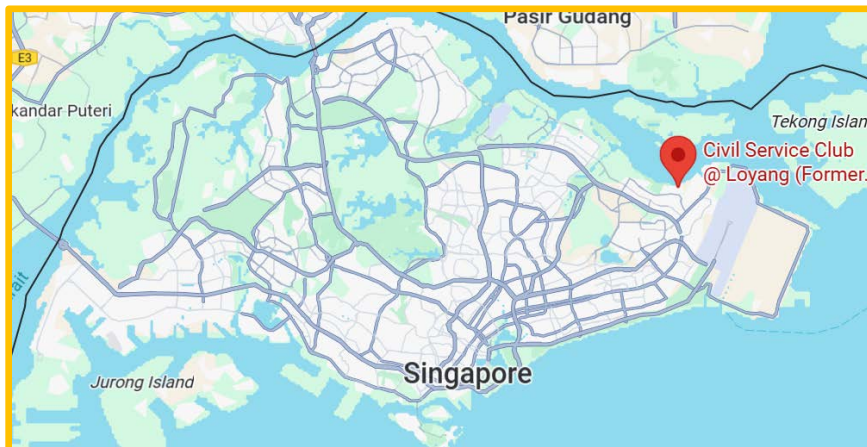


Civil Service Club @ Loyang



Security services are available

159W Jln. Loyang Besar, S(507020)





Camp Programme

TAO NAN SCHOOL
Established in 1903

Camp Programme – Day 1: CSC @ Loyang: 4 Mar (5G to 5L)

Day 1						
Time	Class 1	Class 2	Class 3	Class 4	Class 5	Class 6
0730 – 0800	Camp Administration					
0800 – 0830	Bus Transfer to Loyang CSC					
0830 – 0930	Camp Opening					
0930 – 1030	Campsite Familiarization					
1030 – 1100	Flag Making + Goal Setting / Morning Tea-break					
1100 – 1300	Teambuilding Activities					
1300 – 1400	Lunch					
1400 – 1800	Hike & Nature Walk		Outdoor Cooking / Low Elements		High Elements @ Forest Adventure	
1800 – 1900	Dinner					
1900 – 2000	Celebration Night Prep					
2000 – 2100	Debrief & Reflections + Supper			Wash Up		
2100 – 2200	Wash Up			Debrief & Reflections + Supper		
2200	End of Day 1					

The camp schedule is subject to change due to unforeseen circumstances, including but not limited to weather conditions or logistical adjustments.

Camp Programme – Day 2 : CSC @ Loyang: 5 Mar (5G to 5L)

Day 2						
Time	Class 1	Class 2	Class 3	Class 4	Class 5	Class 6
0630 – 0700	Rise & Shine					
0700 – 0730	Attendance Taking & Warm Up for the Day!					
0730 – 0815	Breakfast					
0815 – 1215	High <u>Elements</u> @ Forest Adventure		Hike & Nature Walk		Outdoor Cooking / Low Elements	
1215 – 1315	Lunch					
1315 – 1800	Outdoor Cooking / Low Elements		High Elements @ Forest Adventure		Hike & Nature Walk	
1800 – 1900	Dinner					
1900 – 2015	Celebration Night					
2015 – 2115	Debrief & Reflections + Supper			Wash Up		
2115 – 2215	Wash Up			Debrief & Reflections + Supper		
2215	End of Day 2					

Day 3	
Time	All Classes
0630 – 0700	Rise & Shine
0700 – 0730	Attendance Taking & Warm Up for the Day!
0730 – 0830	Breakfast
0830 – 0900	Dormitory Check Out
0900 – 0945	Finale Challenge: Conquer in 100
0945 – 1030	Final Debrief & Reflections + Program Evaluation
1030 – 1115	Prize Presentation + Camp Closing + Photo Taking
1115 – 1200	Bus Transfer Back to School
1230	End of Camp



Camp Activities

TAO NAN SCHOOL
Established in 1903

Camp Activities

- Team Building Activities
- Low Elements
- High Challenge Course
- Zipline
- Low Wall
- Outdoor Cooking
- Nature Walk
- Camp Fire
- Reflections



Spider's Web



Nitro Crossing





Multi-Vine

Mohawk Walk



High Challenge Course



Source: <https://forestadventure.com.sg>

Team Building Activities



Outdoor Cooking



Student Dormitories



- **Clean, secure and well-ventilated.**
- **Separate dormitories for girls and boys.**
- **Recommended to pack a sleeping bag / liner for comfort and warmth.**



Meals



Meals

- All meals will be served in Bento-set formats.
- Choice of Non-vegetarian or Vegetarian meals.
- All food is halal.
- Snack breaks will be provided.



*Images are for illustration purposes only

Meal Etiquette & Expectations

- Wash hands before and after meals.
- Finish your food to avoid wastage.
- Stack empty trays at bin area.
- Clean up after yourself.



Transport Arrangements

TAO NAN SCHOOL
Established in 1903

Transport Arrangements

- Transport will be provided for students to and from the external camp venues.
- All bags must be stored in the bus's luggage compartment.
- Passengers are required to remain seated with their seatbelts fastened at all times.





Good Hygiene Habits

TAO NAN SCHOOL
Established in 1903

Good Hygiene Practices

1. Trim your nails before the trip.
2. Wash hands with soap before and after each activity.
3. Avoid sharing personal belongings.
4. Wear buffs before wearing helmets.
5. Dispose your waste responsibly.





Reporting for Camp

TAO NAN SCHOOL
Established in 1903

Group 1: 5G – 5L


Date 4 Mar 2026 (Wed) - T1W9

Time By 7.15 a.m.

Venue Basketball Court

Attire

- PE T-shirt and long pants
- Pants can be of any colour
- School shoes/sports shoes
- No jewellery are allowed





Dismissal Arrangements

TAO NAN SCHOOL
Established in 1903

Dismissal Arrangements for Group 2 (5G – 5L)

Date	Dismissal Timing	Dismissal School Gates
6 Mar 2026 Friday	12.30 p.m.	<ul style="list-style-type: none">Gate 2 (Security Post)Gate 5 (Canteen) [from 11.30 a.m.]

Parents have to park their cars at nearby HDB carparks.



Security Post - Gate 2



Gate 5 - Canteen

Additional Notes

- Students may stay back to board the school bus.
- Parents may drive into the school from 1.45 p.m. onwards to fetch their child/ward.



Packing List

(CSC @ LOYANG)

TAO NAN SCHOOL
Established in 1903

Packing List

ITEMS	QUANTITY
PE T-shirts, shorts and long pants (no jeans)	2 - 3
Socks	2
Undergarments	3
Pyjamas	1
Home clothes (for sleeping)	2
Windbreaker or jacket	1
Sleeping bag	1
Slippers (for shower)	1
Insect repellent spray	1
Spectacles (spare) and spectacles band / hook	If applicable

Packing List

ITEMS	QUANTITY
Day Pack	1
Water bottle (at least 750 ml)	1
Raincoat or poncho	1
Hat or cap	1
Sunblock Lotion	Optional
Writing Material (Pen)	1
Recycled plastic bags / Ziploc bags	2
Torchlight with batteries	1
Personal medication (e.g. Inhaler; must label & declare to FTs)	if applicable

Note: Cutlery such as spoon, fork and cup will be provided.

Packing List

ITEMS - TOILETRIES	QUANTITY
Toothbrush	1
Toothpaste	1
Shampoo	1
Shower Foam	1
Bath Towel	1
Face Towel	Optional
Comb	1
Tissues	2 - 3 packs



Packing List

Nature Walk @ Pasir Ris Mangroves

TAO NAN SCHOOL
Established in 1903

Packing List (Nature Walk)

ITEMS	QUANTITY
Day Pack	1
Water bottle with drinking water	1
Poncho / Raincoat	1
Writing Material (Pen / Pen)	1
Cap / Hat	1
Insect repellent	Optional
Sunblock Lotion	Optional



Contacting Students For Emergencies

TAO NAN SCHOOL
Established in 1903

In case of **EMERGENCY**, call
the school handphone @
98302752.

Remind your child/ward:

- ❑ **NOT** to bring valuables to the camp.
- ❑ Remove all jewellery.
- ❑ Pack their bags personally.
- ❑ Label ALL items clearly.
- ❑ Take note of **Reporting Time, Venue, Attire**

To-do-lists:


- ❑ Acknowledge PG
- ❑ Submit Student Information Form by 6 Feb

<https://forms.moe.edu.sg/forms/vEpPr9>

[Using child's MIMS account]



FAQs



FAQs

Forest Adventure (High Challenge Course)

1. How safe is Forest Adventure?

- The Forest Adventure course is built according to European norm EN 15567 for sport and recreational Rope Course facility
- The course is built with a continuous safety line and belay system to which participants are attached to on the ground and detached from only at the end of the zip line
- The course is checked twice daily during opening and closing
- It is mandatory for all participants to go through a 20 minutes safety briefing
- Forest Adventure is licensed by BCA under the Amusement Ride Safety Act
- All PPE (harness) are inspected monthly and checked before and after each participant's usage
- Forest Adventure's instructors go through a 5 days SPECIALISED TRAINING FACILITATION.
- They are all FIRST AID certified and majority are NCAP certified and MOE REGISTERED.

FAQs

Forest Adventure (High Challenge Course) – cont'd

2. What if my child/ward is afraid of heights?

It's perfectly natural for a child to be afraid of heights. The Forest Adventure course is designed for your child/ward to build his/her confidence as he/she progresses through the course. As his parent/guardian, you can encourage him/her before he/she goes for the camp by talking through how they can look forward to new experiences as well as learning to overcome their anxieties and fears through safe yet exciting activities. Ultimately, they can choose at the start if they still decide not to carry on with the challenge course activities.

Water-based activities/Wet weather

1. Will any activities possibly involve being in water?

No.

2. Any wet weather plans?

Yes, indoor-based activities will kick in during inclement weather.

FAQs

Removal of jewellery

1. Why does my child need to remove earrings or any form of jewellery?
For safety reasons, jewellery can pose a risk of injury during high-element activities. Items like earrings, necklaces, and rings may get caught on equipment or surfaces, increasing the chance of accidents. To ensure a safe experience, all jewellery should be removed before participating in these activities.

Dormitories

1. Will there be any teachers staying in the dormitories with them at night?
Teachers will stay in separate dormitories located near the students.
2. Is hot water available for showering?
To maintain an authentic camp experience, shower facilities for students do not include hot water.